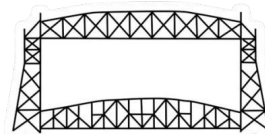


Twin Ports Rapid Response



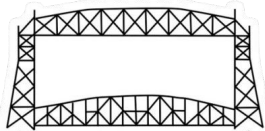
New Member Orientation

Introduction to TPRR



Our Mission

We are an all-volunteer group standing in support with our immigrant neighbors under attack. We show up to **witness, nonviolently disrupt, and defend** our community's right to live without fear and ensure *no one faces detention or deportation alone.*



We are:

✓ Northland residents

✓ Pro-civil rights

✓ Non-partisan

✓ Non-violent

✓ Pro-human rights

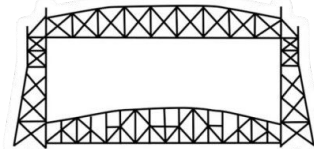
✓ Pro-Constitutional Rights

✓ Non-denominational

✓ Volunteers



We are not a formal organization. We remain decentralized for resilience, flexibility, and safety reasons.



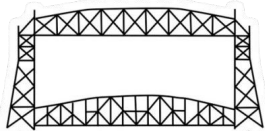
Disclaimers

We are not lawyers, and the following information is not legal advice.

In this presentation, we will refer primarily to immigrant rights and populations because they are currently being targeted by the government/ICE.

We acknowledge the rights of other groups are also at risk, particularly LGBTQIA2s+ individuals and folks with neurodivergent medical diagnoses.

The following slides can help in any situation where people could be unlawfully detained.



Who trained us?



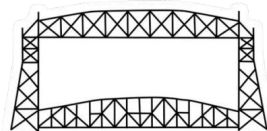
Immigrant Defense
Network



Monarca



Need to adapt Twin Cities' guidance to meet the Northland's needs.
Advice from a former 911 dispatcher



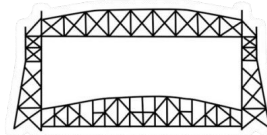
What does TPRR do?



**Volunteer Dispatcher
(Available 24/7)**



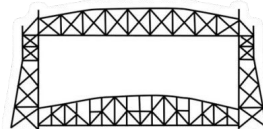
Constitutional Observers



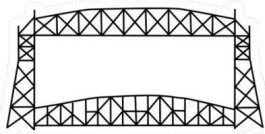
Opportunities to Help

These roles are still evolving

- **Dispatchers:** hold the hotline phone in shift rotations
 - Spanish/English Bilingual ideal
 - Most needed right now
- **Constitutional Observers/Legal Observers/Street Responders:**
 - Show up ASAP when dispatcher warns of a potential ICE raid on Signal
- **Tails:**
 - Remain in your vehicle during a raid and attempt to follow ICE when they leave the scene with arrested persons to determine where they're taken.
- **Monitors:** Walk or drive by high-risk areas frequently, establish connections
- **Educators:** Distribute Know Your Rights cards, run drills with targeted populations

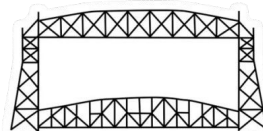


Constitutional Observing




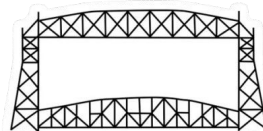
Practice Allyship

- COPAL, Unidos, and MIRAC (representing immigrant communities) ask us to serve **first** and **foremost** as Constitutional Observers
- Constitutional Observing is **not** protesting
 - Protesting centers my voice and feelings
 - Constitutional Observing centers the needs of targeted people
- Constitutional Observing asks us to use our privilege to serve as one link in a wider network of advocacy. We document, hand off the evidence, and trust in the connectedness of immigrant communities and immigration lawyers.



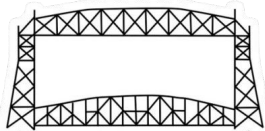
Practice Allyship

- Once we have MANY Constitutional Observers on scene, *then* some of us can turn our attention to other activities:
 - Getting LOUD, disrupting, advocating, arguing, etc
 - It is not illegal to be “stupid” or “confused” 
- COPAL has said *it's ok to stay out of jail* so you can help another day
- [Should we note something about civil disobedience here?]



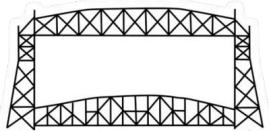
Constitutional Observing 101

- Constitutional Observation is a civil initiative
- Observe & document ICE/Federal interactions
 - Get clear, quality video evidence that immigration lawyers can use in court to help targeted individuals
- Inform targeted individuals of their civil rights



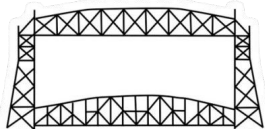
Why Constitutional Observing important?

- Accountability is coming for ICE agents
- Evidence may help immigration lawyers prevent deportation
- Morality/solidarity
 - No one suffers this alone
- Fellow US & World citizens need to see the way ICE aggressively violates laws and Constitutional rights



Prepare Mentally/Emotionally

- Notify a loved one where you're going
- Don't worry about having too many responders
- Expect the following:
 - To witness distressing moments
 - Multiple federal agencies - FBI, CBP, DEA, ATF, etc
 - Unmarked vehicles & deceptive tactics
 - Aggressive and fast - they want to be gone before we can arrive
 - Raids may occur anytime (in summer it was early AM)
 - Raids may occur anywhere
 - Court, home, work, traffic stops
 - Schools, churches, hospitals no longer off-limits



Prepare Physically

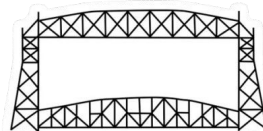
★ **Turn off biometrics on your phone** - password only

★ Do not wear contacts

★ Pack a Go-Bag

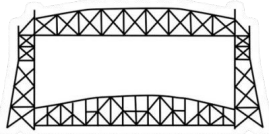
- Power bank for charging
- Notebook/pencil
- Know Your Rights cards
- Legal identification
- Water/snacks
- Gloves/hand warmers
- **Consider eye protection + mask*
- **Consider saline solution & wet wipes*

*TPRR is committed to non-violence, but we cannot guarantee others who show up will not provoke agents, and we cannot guarantee agents won't attack us unprovoked



Do not bring:

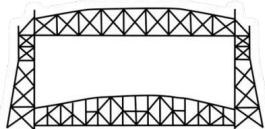
- Children
- Pets
- Weapons
- Anything that looks like or could even be mistaken for a weapon



Rights as Constitutional Observers

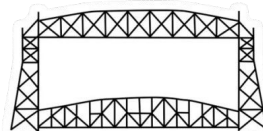
We have the right to:

- Film ICE agents' activities, even if an agent says to stop
 - "I have the right to film."
- Document at a residence/business *if the owner hasn't asked us to leave*
- Document while moving/walking on the sidewalk
- Chant, ask ICE for information
- Remain silent - we don't need to answer ICE agents' questions
 - Ask if you are being detained
 - Yes = "I want to speak to an attorney"
 - No = Walk away



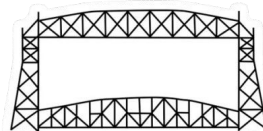
How to document

- Film horizontally and **continuously**. Avoid pausing.
- Pan to establish location with street signs & buildings
- Stay 8 feet away from agents
- Step back if told + film your compliance with LARGE step
 - “I am stepping back”
- Focus on the AGENTS
 - Badge numbers, identifying markings, visible facial features
- Do **NOT** livestream
- Do not focus filming on the people being targeted, other than during their direct interaction with ICE (preserve dignity)



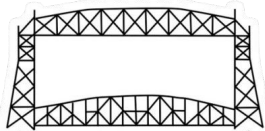
What to document

- Use objective language
- Narrate ***everything you see***:
 - Date/time
 - What are agents doing?
 - What are agents saying? Using slurs or discriminatory language?
 - Who is present? How many?
 - Are they armed?
 - How are they dressed?
 - Did they lie, intimidate, claim authority to enter?
 - Did they use force? Draw weapons?
 - Did they handcuff anyone in front of children?
 - Did they keep residents from moving freely?
 - Search private spaces without a warrant?
 - Were elderly/disabled/vulnerable people present?



Do not:

- Obstruct an arrest
- Physically block or touch an ICE agent
 - Bystanders have been arrested/charged for merely protecting their heads when agents attack them
- Give legal advice beyond basic rights
- Post the content on social media without consulting first with an immigrant rights organization or the person's attorney
- Share screenshots or unverified rumors about ICE
 - Don't help their campaign of fear!



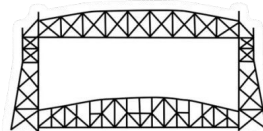
Key Phrases to Share

English

- Don't open the door!
- Remain silent!
- Don't sign anything!
- Speak with a lawyer!

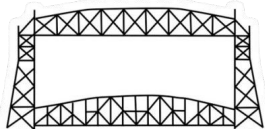
Spanish

- ¡No abra la puerta!
- ¡Guarda silencio!
- ¡No firme nada!
- ¡Hable con un abogado!



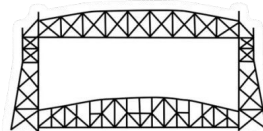
Arrested/detained persons

- **Do not ask their name** - it could inadvertently give additional identifying information to ICE
- We *do* ask if they **want to share** their name or a phone number we can call on their behalf
- If someone is taken without us getting their name, remember immigrant communities are *very* tightly knit. We may not know them, but someone in the network does
- “Collateral arrests” people who are not specifically targeted in a raid, but are arrested while ICE is looking for other people



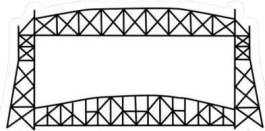
Private vs. Public Spaces

- ICE may enter public areas such as lobbies or waiting areas
- Must have a valid judicial warrant or subpoena to enter private spaces
 - Restricted by ID card access, locked doors, monitored entryways, residence halls
 - Some unlocked spaces may be considered private if marked "Private Space" or "Staff only"
- Cars/vehicles are different - we're still learning how



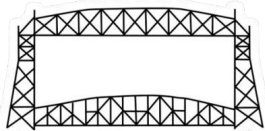
Warrants

- ICE is not required to show warrants to bystanders, though we can ask (and will)
- ICE is known to attempt to pass off an Administrative warrant as a Judicial warrant
- [Learn to differentiate between Judicial Warrants & Administrative Warrants](#)
- If a warrant is presented, read the details very carefully.
 - Dates, times, names, and locations *must all be completely accurate* or it is void

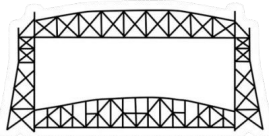


After a raid

- Do **NOT** rename, edit, or trim your photo/video files **in any way**
- Backup video/photos to the cloud or to another device/person ASAP
- Prepare to hold onto it until it can be shared with the person's lawyer + family
- Write down/voice record EVERYTHING you remember
- Stress is a cycle - complete the cycle by:
 - Debrief with other responders
 - Deep Breathing
 - Cry, laugh
 - Exercise
 - Grounding techniques



TPRR-Specifics



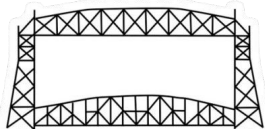
Making or Taking a Report

Dispatchers will receive additional training. When calling the hotline, please provide:

- **WHERE (most important)** – Exact location, including landmarks and cross-streets.
- **WHAT** – What is happening right now.
- **WHO** – Description of the individual(s) being detained.
- **AGENTS/VEHICLE** – Description of agents (uniforms, gear) and vehicles.
- **DIRECTION** – Movement or transport information.
- **IMPACT** – Family or community presence.

Tips for callers:

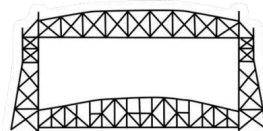
- Stay calm, factual and brief.
- Avoid speculating – describe only what you see.
- If safe, take video but do not interfere.





Signal 101

- All texting in TPRR is done via Signal
 - End-to-end encryption
 - Not owned by Meta
- Two chat threads - all members **must** be on both
 - RRT Chat: general group communication
 - TWIN PORTS HOTLINE (4 emergency): hotline calls to scene



Signal Process

Step 1: Dispatcher receives crisis call and activates the Emergency Thread with:

! = “**ICE Watch**” (suspicious activity, ICE is not yet confirmed)

!! = “**ICE Warning**” (Definitely ICE)

Step 2: If you are available to respond immediately, respond with “R” for received

If you are not available, do not respond on Signal

You may notify other community orgs as the situation unfolds

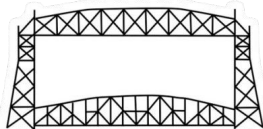
We are going to the scene even if it’s an ICE Watch, not an ICE Warning.

Step 3: Dispatcher provides the **location**. It may not be exact at first.

Step 4: If you are moving towards the scene, send your ETA. “4:27”

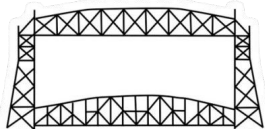
Step 5: After the incident has been documented and Observers are disbanding, the last to leave the scene sends a “D” for done on Signal so the dispatcher can reset.

Step 6: Responders will gather to process, collect documentation, and decide who will contact COPAL or Unidos or MIRAC.



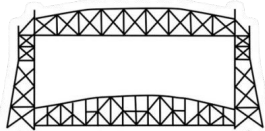
Duluth Police

- ★ Chief Ceynowa attended the Human Rights Commission mtg in July
 - Notes here
 - DPD's Policy on immigration enforcement here (page 375)
- ★ Duluth PD defers immigration enforcement to ICE.
- ★ As an international shipping port, Customs & Border Patrol presence is normal in Duluth
- ★ Duluth PD has a liaison who can confirm whether activity is ICE or not
 - To identify hate group kidnappers posing as ICE
- ★ Can arrest us if we are "in the way" of ICE

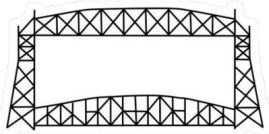


How is TPRR funded?

- ★ A member donated the hotline phone
- ★ Peace Church's sanctuary fund has covered the monthly phone plan (~\$10/mo) + printing hotline cards.
- ★ Constitutional observer booklets + badges are funded 50/50 by member donations/COPAL.



Questions?



Find us here:



SCAN ME

<https://twinportsrapidresponse.org/>

